

NEW



MIDI EXCAVATOR | 65R-1/67C-1

Operating weight: 6625/6760 kg Net engine power: 33.1/38.4 kW



QUALITY TIME.

JCB'S NEW-GENERATION 65R AND 67C ARE THE STRONGEST, MOST DURABLE, HIGH-PERFORMANCE 6-TONNE EXCAVATORS WE'VE EVER BUILT. THE CULMINATION OF 50 YEARS' EXPERTISE, THESE MACHINES HAVE BEEN DESIGNED AND DEVELOPED IN DIRECT RESPONSE TO OUR CUSTOMERS' STANDARDS.

Structural strength.

- 1 We've used a simplified H-frame construction and finite element analysis to design the ultimate heavy-duty structure. This chassis ensures that the 65R and 67C combine durability with confidence-inspiring stability.
- 2 Constructed using four plates, our clean and elegant dipper design offers added structural strength.

At the dig end.

- 3 Maximum excavator arm protection is assured during all applications because these machines have a heavy-duty boom cylinder guard, with the option of dipper and crowd ram guards too.
- 4 Our heavy-duty kingpost with durable re-bushable pivots is built to last. We also use it to safely route all excavator hoses.

The boom and dipper is a fully welded unit, and made of high tensile strength steel. Internal baffle plates guarantee a long service life.



Superior componentry.

e The 65R and 67c benefit from truly premium components like JCB Diesel by Kohler and Perkins engines, Nachi and Bosch-Rexroth hydraulics, and Bridgestone tracks.

7 By using high quality 400mm rubber tracks with interlocking links, we know these machines will perform anywhere. Specify our 400mm/550mm steel tracks and you'll find they're pre-drilled to make it easier to attach rubber pads. You can also opt for dedicated Road Liner Pads (Bridgestone GeoGrip™), which allow you to replace individual segments in the event of damage.

e Hydraulic seals are the very latest O-ring face seal (ORFS) type, ensuring a robust connectivity between joints.

e When the cab door is folded back, it is well protected from damage during operation.



7



8



6

A GREAT PERFORMANCE.

WE'VE COMPREHENSIVELY IMPROVED VARIOUS KEY ASPECTS OF OUR 6-TONNE COMPACT EXCAVATORS. THE END RESULT IS THAT, IF YOU INVEST IN A JCB 65R OR 67C, YOU'LL FIND THAT PERFORMANCE, VERSATILITY AND PRODUCTIVITY ARE PEERLESS.

Power and productivity.

1 The 67c has a JCB Diesel by Kohler common rail Stage IIIB/Tier 4 final-compliant engine. By using a Diesel Oxidation Catalyst, turbocharger and intercooler, we've increased power to 41kW at just 2200rpm, and there's also 225Nm of torque.

For Stage 3A markets the 65R has a Perkins 404D-22 engine; a quiet 2.2 litre unit delivering 35.7kW at 2600rpm and reduced operating costs in a small, efficient package.

2 With a JCB 65R or 67c, tractive effort and the tracking speeds are class leading so high dozer capabilities and fast travel times are guaranteed. Our auto kickdown motors help to increase productivity and reduce operator fatigue by automatically adapting to changes in terrain.

Digging deeper.

3 Both the 65R and 67c offer superb spoil retention during truck loading courtesy of a huge 185° bucket rotation. For total versatility, you can specify your perfect dipper length, ranging from 1.65-2.0m.

Two dipper options are available for each machine; 1.65m for both models and the 1.9m for the 65R or 2m for the 67c giving increased performance and more versatility.

4 These machines produce dipper tearout forces of up to 31.0kN; combined with fast cycle times, this enables unrivalled productivity. By perfectly matching our boom and dipper, we've created optimal dig end geometry, helping you to work and load in confined areas with ease.



1

RTS or CTS?

Choosing the right tailswing configuration for your needs depends on your application because both reduced and conventional setups can boost productivity in different ways. With CTS you can expect greater stability, lifting capacity and a larger dig end, whereas the reduced track overhang of RTS provides more manoeuvrability, especially in confined areas.



2



3



4

Innovative hydraulics.

6 Expect improved flow sharing with our high quality closed centre pump and valve. This setup provides smooth, precise and balanced operation during multi-functioning.


6 We understand that you may want to operate a wide array of versatility-enhancing attachments, so the 65r and 67c have standard high flow and optional low flow. These lines are proportionally operated via the electrics, with full adjustability for optimum attachment control.

7 The optional 4-way dozer can be angled right and left which, combined with the dozer float function makes levelling and backfilling work incredibly easy, even on inclines and uneven terrain.

Versatility attached.

8 JCB offers a huge range of tailored attachments for these compact excavators so that you can enjoy ultimate operation and performance, as well as full warranty compliance.

Bucket pin geometry is identical to our world-leading 3CX backhoe loader so attachments are fully interchangeable between machines.



Redesigned dozer.
In order to provide a winning balance of high performance and easy-clean low soil retention, we've completely overhauled our dozer profile and angle. Tapered lift points are located behind the blade edge for their protection.

MORE FOR YOUR MONEY.

ULTIMATELY, COST OF OWNERSHIP IS PERHAPS YOUR PRIMARY CONCERN AS A BUSINESS. SO YOU'LL BE PLEASED TO KNOW THAT THE JCB 65R AND 67c HAVE BEEN DESIGNED TO KEEP RUNNING COSTS AS LOW AS POSSIBLE.

Efficient engine design.

1 Because combustion in the 67c's Tier 4 Final JCB Diesel by Kohler engine is very clean, we haven't had to use a diesel particulate filter (DPF), which in turn reduces servicing, increases uptime and improves fuel efficiency.

Our Below Idle feature means that engine revs are reduced even further when the operator's armrest is raised. Fuel economy and noise levels are thus reduced.

2 You can programme Auto Idle to activate after your 65R or 67c's controls have been inactive for any period between 2 and 30 seconds.

500 hour engine oil and filter intervals ensure machine downtime is minimised.



Economical in operation.

3 Tailor performance to match any application with two separate dig modes – ECO for maximum efficiency, and heavy for maximum productivity.

4 We've patented our near zero pressure return line circuit so you won't find it anywhere else. In short, it offers added fuel efficiency because the hydraulic pump can start work without having to overcome a very high pressure.



4



Damage can occur on site so we've fitted flat side glass windows to the 65R and 67C to minimise replacement costs.

These 6-tonne excavators boast load-sensing hydraulics that only consume power on demand so you save fuel for when you most need it.

3

COMFORTABLY SUPERIOR.

IN ORDER TO ENSURE MAXIMUM PRODUCTIVITY, YOUR OPERATORS NEED TO STAY FRESH AND ALERT ALL DAY LONG. FOR THIS REASON, WE'VE MADE THE JCB 65R AND 67c ERGONOMIC AND COMFORTABLE TO OPERATE.

The working environment.

1 JCB's 6-tonne excavator cab is now even more spacious, with storage galore, a phone tray, stowage net and a cup holder. The whole area is accessed easily and safely via a large door.

2 A radio, 12V phone charger, powerful heater with window de-mister and a high performing air conditioning system* with 9 vents completes the picture.

3 Fully adjustable suspension seating provides great operator comfort; our heated air suspension option, meanwhile, has independent adjustable positions for the ultimate in ergonomics. Our switches are intelligently and intuitively laid out around an informative colour LCD display with optional reversing camera.

* Air conditioning optional.



Smooth operation.

4 Rubber mounts have been deployed to isolate the hydraulic valve block from the chassis. This reduces in-cab noise and vibration, yet the valve block itself is still easy to access beneath a rear-opening bonnet.

5 Operators can be assured of smooth and precise grading control with our standard-fit ergonomic electro-hydraulic dozer control.

6 You can alternate quickly between single and double-acting auxiliary flow thanks to a convenient switch in the cab.

Switch between 10 different rates on the electro proportional high flow line for seamless operation of a huge variety of attachments.

7 To reduce vibration and noise – as well as provide the smoothest ride – the JCB 65R and 67C's short pitched tracks engage every tooth on the sprocket.



6



4



5




THE SAFE SIDE.

THE NEW JCB 65R AND 67C COMPACT EXCAVATORS HAVE BEEN PAINSTAKINGLY DEVELOPED TO OFFER MAXIMUM PROTECTION TO OPERATORS, BYSTANDERS AND MACHINERY ALIKE.

Well protected.

- 1 JCB 65R and 67C cabs are fully ROPS and TOPS-compliant.
- 2 Standard boom and optional worklight guards offer great protection for vulnerable components during hazardous applications.
- 3 All hydraulic functions can be fully isolated with JCB's safety lever lock, thus preventing unintended movement.
- 4 With JCB's unique 2GO system, the hydraulics can only be operated in a safe lockable position via two separate inputs.



Safer by design.

5 The JCB 65r and 67c offer greater visibility than our outgoing 6-tonne models, thanks in part to a 70/30 front screen split that provides a clear view of the front right track for easy, safe trench digging and manoeuvring.

6 Fit your machine with optional boom, dozer and dipper hose burst check valves (HBCVs) to make lifting operations even safer.

An RTS compact excavator significantly reduces impact risk in tight workspaces.

7 Large track frame width and a low centre of gravity helps to ensure that stability on both machines is best-in-class.



AT YOUR SERVICE.

IN ORDER TO MAXIMISE PRODUCTIVITY, THE JCB 65R AND 67c HAVE LONG SERVICE INTERVALS. WHEN MAINTENANCE DOES NEED TO BE CARRIED OUT, WE'VE MADE SURE IT'S A QUICK AND EASY TASK.

Servicing and maintenance.

- 1 Graphite impregnated bronze bushes have enabled us to make greasing intervals at the dozer and dig ends a best-in-class 500 hours, saving you time and money.
- 2 For easier cleaning, material build-up is prevented on the 65R and 67c by a sealed idler tension unit, not to mention by an open frame undercarriage design with sloping track legs.
- 3 Select JCB's optional refuelling pump with its auto stop function and you'll experience reduced fuel spillage and increased safety.

The JCB 65R and 67c boast the best SAE service rating on the market, with innovative features like a 30-degree tilting cab to make life easier. This feature requires no special tools, giving you fast access when servicing the machine.



Lifting the 65R or 67c is made easier by the tapered dozer lift points which are behind the edge of the blade; this also keeps them protected.

Easy maintenance.

4 Bodywork on our midi excavators are made exclusively of pressed steel with no plastic, making them strong and easy to repair.

5 Filling your fuel tank from ground level is easy with our wide opening steel bonnet and external diesel indicator.

6 These machines feature colour-coded hydraulic hoses for easy identification. Dozer hoses are easy to replace because they terminate at the bulkhead.

7 You can remove the two-piece floor mat for easy cleaning. Meanwhile, a cast anti-slip tread plate provides safe access as well as long-term bodywork protection.

Auxiliary controls mounted on the joystick make the cab floor less cluttered, increasing leg room and storage space.



LIVELINK, WORK SMARTER

LIVELINK IS AN INNOVATIVE SOFTWARE SYSTEM THAT LETS YOU MANAGE JCB MACHINES REMOTELY – ONLINE, BY EMAIL OR BY MOBILE PHONE. ACCESS EVERYTHING FROM MACHINE ALERTS TO FUEL REPORTS AND HISTORY INFORMATION, WITH ALL DATA STORED AT A SECURE CENTRE.

Productivity and cost benefits

By providing information like idle time monitoring and machine fuel consumption, JCB Livelink helps reduce your fuel usage, saving money and improving productivity. Machine location information can help improve efficiency and perhaps even reduce insurance costs.



Maintenance benefits

Manage machine maintenance easily – accurate hours monitoring and service alerts improve maintenance planning, while real-time location data helps you manage your fleet. Critical machine alerts and maintenance history records are also available.



Security benefits

Livelink's real-time geofencing alerts tell you when machines move out of predetermined zones, and real-time curfew alerts inform you of unauthorised usage. Further benefits include real-time location information, advanced ECU matching (pairs Livelink with the immobiliser or ECU), and PIN code management (to remotely authorise usage – perfect for plant hire).



VALUE ADDED

JCB'S WORLDWIDE CUSTOMER SUPPORT IS FIRST CLASS. WHATEVER YOU NEED AND WHEREVER YOU ARE, WE'LL BE AVAILABLE QUICKLY AND EFFICIENTLY TO HELP MAKE SURE YOUR MACHINERY IS PERFORMING TO ITS FULL POTENTIAL.



1

1 Our Technical Support Service provides instant access to factory expertise, day or night, while our Finance and Insurance teams are always on hand to provide fast, flexible, competitive quotes.

2 The global network of JCB Parts Centres is another model of efficiency; with 16 regional bases, we can deliver around 95% of all parts anywhere in the world within 24 hours. Our genuine JCB parts are designed to work in perfect harmony with your machine for optimum performance and productivity.



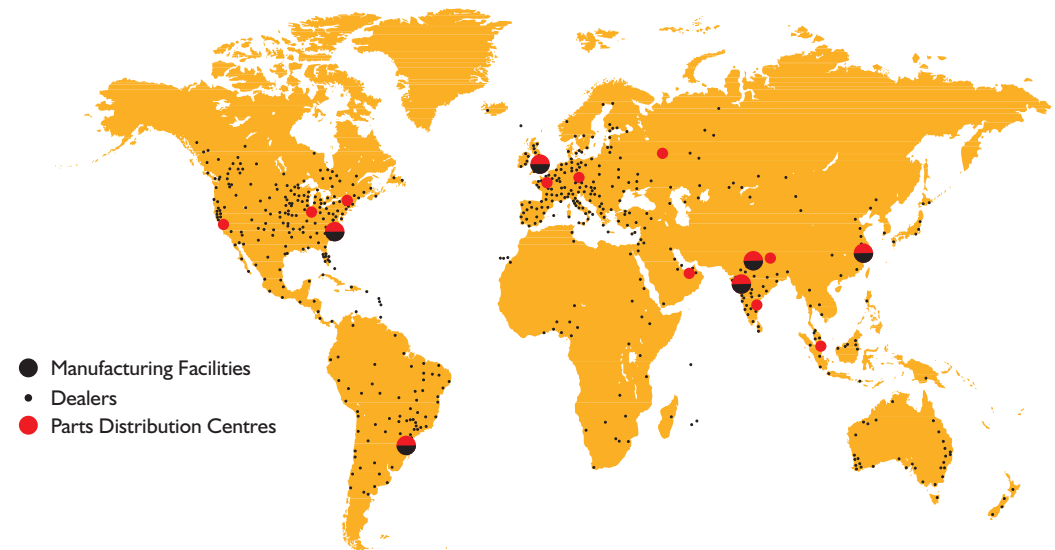
2

3 JCB Assetcare offers comprehensive extended warranties and service agreements, as well as service-only or repair and maintenance contracts. Irrespective of what you opt for, our maintenance teams around the world charge competitive labour rates, and offer non-obligation quotations as well as fast, efficient insurance repair work.

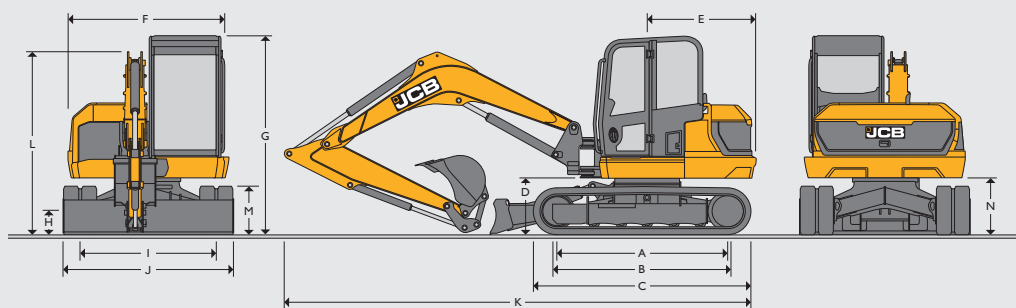


3

Note: JCB LIVELINK and JCB ASSETCARE may not be available in your region, so please check with your local dealer.



STATIC DIMENSIONS



Machine model	65R-I	67C-I	
A Sprocket idler centres (rubber)	mm	1985	
B Track length on the ground	mm	1985	
C Undercarriage overall length (rubber)	mm	2490	
Undercarriage overall length (steel)	mm	2490	
D Kingpost clearance	mm	620	
E Tailswing radius	mm	1185	1385
F Overall width of superstructure	mm	1798	
G Height over cab	mm	2582	
H Ground clearance	mm	240	
I Track gauge	mm	1600	
J Width over tracks	mm	2000	
K Transport length - standard dipper	mm	5710	5600
L Transport height	mm	2360	2600
M Track height	mm	560	
N Counterweight clearance	mm	637	

ENGINE

Machine model	65R-I
Model	Stage 3A 404D-22
Fuel	Diesel
Cooling	Water Cooled
Gross power kW @ 2600 rpm	35.7
Net power kW @ 2600 rpm	33.1
Gross torque Nm @ 1800 rpm	143
Displacement cc	2179
Gradeability %	35
Starter motor kW	2
Battery volt/amps	12V / 75Ah
Alternator amps (Air Con)	85

ENGINE

Machine model	67C-I
Model	Tier 4 Final KDI 1903
Fuel	Diesel
Cooling	Water Cooled
Gross power kW @ 2200 rpm	41
Net power kW @ 2200 rpm	38.4
Gross torque Nm @ 1400 rpm	225
Displacement cc	1903
Gradeability %	30
Starter motor kW	2
Battery volt/amps	12V / 75Ah
Alternator amps	80 (100)

UNDERCARRIAGE

Machine model	65R-I	67C-I	
No of top rollers		1	
No of bottom rollers		4	
Track width rubber (STD)	mm	400	
Track width steel	mm	400 / 550	
Ground bearing pressure STD tracks	kg/cm ²	0.413	0.419
Ground clearance	mm	240	
Track tensioning		Grease	
Travel speed - Low	kph	2.6	2.5
Travel speed - High	kph	4.7	4.6
Tractive effort	kN	54.5	54

HYDRAULIC SYSTEM

Machine model	65R-I	67C-I	
Pump	63cc	72cc	
Nominal output (@ rated)	lpm	145	144
Excavator/track main relief	bar	250	
Slew main relief	bar	216	
Auxiliary hydraulic flow(low)	bar	190	
Auxiliary hydraulic flow(high)	bar	190	
Auxiliary hydraulic flow (Low)	lpm	25	
Auxiliary hydraulic flow (High)	lpm	90	
Hydraulic motors		Piston	

WEIGHTS

Machine model	65R-I	67C-I	
Operating weight* (400mm rubber tracks)	kg	6625	6760
Transport weight (400mm rubber tracks)	kg	6550	6685
With FOGs guard - stage 1	kg		+14
With FOGs guard - stage 2	kg		+60
400mm steel tracks	kg		+74
550mm steel tracks	kg		+135
400mm Geo grip tracks	kg		+85
Ground bearing pressure 400 tracks	kg/cm ²	0.41	0.42
Ground bearing pressure 550 tracks	kg/cm ²		0.31
With wide dozer (2170)	kg		+11
With 4 way dozer	kg		+65
With long dipper (2000)	kg	N/A	Standard
With long dipper (1900)	kg	Standard	N/A
With short dipper (1650)	kg	-25	-34

*Operating weight to ISO 6016 including cab, rubber tracks, standard dipper, 600mm bucket, full tanks and a 75kg operator.

*Shipping weight to ISO 6016 is mass of the base machine without an operator, with the fuel level at 10% of tank capacity.

OPERATOR ENVIRONMENT

Machine model	65R-I	67C-I
Cab/canopy height	mm	1554
Cab/canopy height with FOGS guard level 1	mm	1643
Cab/canopy height with FOGS guard level 2	mm	1730
Cab/canopy length	mm	1942
Cab/canopy width	mm	1040
Distance from seat base to roof	mm	1120
Door aperture width	mm	612

SERVICE CAPACITIES

Machine model	65R-I	67C-I
Fuel tank	ltr	83
Engine coolant	ltr	11.9
Engine oil	ltr	9.1
Hydraulic system	ltr	92.5
Hydraulic tank	ltr	57.2

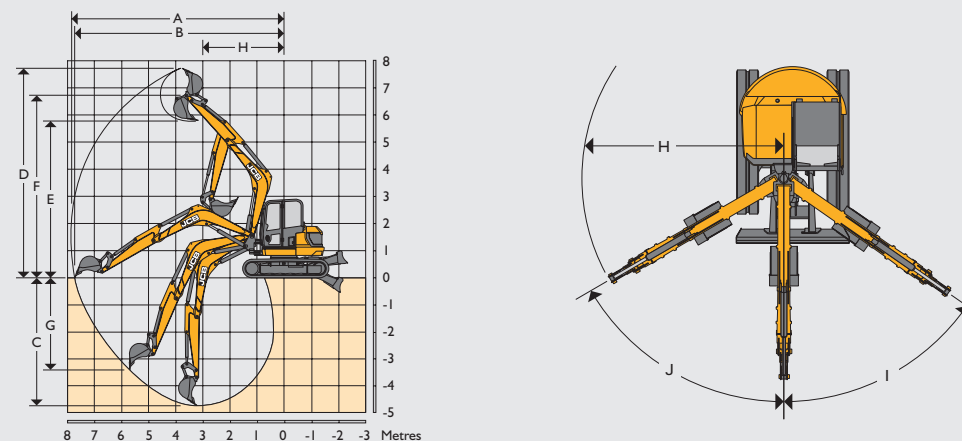
STANDARD EQUIPMENT

Tilting cab, Fully glazed ROPS & TOPS certified cab with JCB Impact Protection front screen, Intermittent wiper with wash/wipe, Roof mounted worklights, 3 speed heater/demister with 9 adjustable air vents, Colour LCD display, Digital dock, Internal lockable toolbox, Cup holder, Coat hook, 12v accessory socket, Interior light, Full audio/visual warning systems, Radio ready kit, Auto idle throttle, Below idle system, 2 digging modes (Eco & Heavy), ISO servo controls with electro-hydraulic dozer lever, Electro-proportional thumb controlled high flow double acting auxiliary, 10 selectable auxiliary flow rates, Joystick mounted hammer switch, Electronic single/double acting auxiliary changeover valve, Neutral start, Full control isolation, "2 go" hydraulic isolation, Midback suspension seat, 2 piece removable floormat, Beacon ready kit, Two speed tracking, Auto-kickdown track motors, 400mm short pitch rubber tracks, Double element air cleaner, Heavy-duty alternator, Heavy-duty battery, Hydraulic slew braking with disc type park brake, ORFS hydraulics, Colour coded hydraulic hoses, Bushed kingpost (67c), 500 hour dig end greasing intervals, Heavy duty boom cylinder guard, Protected boom worklight, 2000mm dipper (67c), 1900mm dipper (65R), 2 position bucket tipping link - Speed & Power, Quick release auxiliary couplers, 100% steel bodywork.

OPTIONAL EQUIPMENT

Air-conditioning, Adjustable sunblind, FOPS guard stage 1, 400mm or 550mm steel tracks, 400mm Geo Grip Road Liner tracks, Fan & chaff guards, Battery isolator (standard for EU), High back seat or deluxe heated high back air-suspension seat, Radio installation, Electro-proportional thumb controlled low flow auxiliary, Hose burst check valve lifting kit (dozer, boom & dipper), Bucket-to-grab change over valve, Mechanical quickhitch, Hydraulic quickhitch, Hydraulic quickhitch ready pipework, General purpose digging buckets, Ditch/grading buckets, Hydraulic hammers, Rotating/strobe beacon, Travel alarm, Face fan, Toolkit, Greasegun & cartridge, Fire extinguisher, Exterior cab mounted mirrors, Interior mirror, Electric refuelling pump, JCB Immobiliser (Unique key or keypad system), CESAR datatag (UK only), Dozer float, Angled dozer blade (67c), Dual pattern controls (ISO/SAE change-over), Front screen guard, Short & long dipper options, Thumb ready dipper, LiveLink, Special paint options, Front pair of LED roof mounted worklights.

WORKING RANGE


















		65R-I	67C-I
Dipper length	mm	1650 / 1900	1650 / 2000
Boom length	mm	2900	
A Max digging reach	mm	6372 / 6615	6172 / 6513
B Max digging reach on ground	mm	6359 / 6572	6159 / 6458
C Max digging depth - dozer up	mm	3704 / 3954	3704 / 4054
Max digging depth - dozer down	mm	3761 / 4011	3720 / 4070
D Max digging height	mm	5860 / 6026	5860 / 6093
E Max dump height	mm	3979 / 4145	3979 / 4212
F Max height to dipper nose pivot pin	mm	4920 / 5085	4920 / 5153
G Max vertical wallcut depth	mm	2611 / 2832	2611 / 2920
H Min. front swing radius (no offset)	mm	2766 / 2802	2566 / 2625
Min. front swing radius (fully offset)	mm	2481 / 2515	2327 / 2384
I Boom swing left	degrees	60	
J Boom swing right	degrees	60	
Bucket rotation	degrees	184.6	
Dipper rotation	degrees	118	
Bucket tearout kN (power position)	kN	47.6	47.2
Dipper tearout kN	kN	30.5 / 30.6	31.1 / 30.2
Slew speed	rpm	9.2	
















DOZER

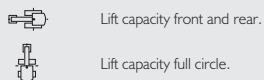
Machine model	65R-I	67C-I
Dozer length	mm	1466
Max height above ground	mm	481
Dig depth below ground	mm	562
Approach angle	degrees	26
Width	mm	2020
Height	mm	417
Reach in front of tracks	mm	787

LIFT CAPACITIES – 400MM RUBBER TRACKS, 2900MM BOOM, 1650MM DIPPER, NO BUCKET. 65R

Load Point	2.0m			3.0m			4.0m			5.0m			Capacity at maximum reach			
																Distance
Height	Dozer Up	Dozer Down	Over Side	Dozer Up	Dozer Down	Over Side	Dozer Up	Dozer Down	Over Side	Dozer Up	Dozer Down	Over Side	Dozer Up	Dozer Down	Over Side	Distance
m	kg	kg	kg	kg	kg	kg	kg	kg	kg	kg	kg	kg	kg	kg	kg	m
4.0							1246	1384*	1066				1028	1501	881	4.46
3.5							1246	1373*	1065				898	1497	769	4.84
3.0							1232	1448*	1053	851	1481*	730	817	1500	701	5.11
2.5							1208	1586*	1032	846	1502*	725	760	1516	651	5.32
2.0				1821	2335*	1539	1177	1770*	1004	835	1562*	715	724	1535	621	5.45
1.5				1731	2914*	1460	1142	1975*	974	821	1640*	703	700	1560	600	5.53
1.0				1654	3405*	1393	1109	2173*	945	806	1720*	690	695	1593	596	5.52
0.5				1605	3427*	1350	1082	2337*	921	793	1789*	679	693	1622	593	5.50
0.0				1580	3652*	1329	1062	2447*	903	784	1832*	670	705	1653	603	5.41
-0.5	2306*	1757*	2086*	1571	3833*	1321	1050	2493*	893	779	1830*	666	732	1689	626	5.25
-1.0	3105	2787*	2532	1573	3723*	1323	1047	2465*	890	783	1741*	669	779	1725	666	5.02
-1.5	3131	3972*	2554	1584	3503*	1332	1052	2344*	894				856	1764	731	4.70
-2.0	3171	4908*	2588	1605	3142*	1351	1069	2068*	909				980	1770	836	4.29
-2.5				1641	2548*	1382							1221	1741	1037	3.71

LIFT CAPACITIES – 400MM RUBBER TRACKS, 2900MM BOOM, 1900MM DIPPER, NO BUCKET. 65R
















Load Point	2.0m			3.0m			4.0m			5.0m			Capacity at maximum reach						
																Distance			
Height	Dozer Up	Dozer Down	Over Side	Dozer Up	Dozer Down	Over Side	Dozer Up	Dozer Down	Over Side	Dozer Up	Dozer Down	Over Side	Dozer Up	Dozer Down	Over Side	Distance			
m	kg	kg	kg	kg	kg	kg	kg	kg	kg	kg	kg	kg	kg	kg	kg	m			
4.5																963	1382	826	4.71
4.0																854	1389	733	5.06
3.5										874	1374*	750	783	1403	672	5.32			
3.0							1259	1310*	1077	874	1365*	750	734	1423	623	5.51			
2.5							1234	1452*	1055	865	1407*	742	700	1449	600	5.64			
2.0				1871*	2037	1582	1201	1642*	1026	852	1480*	730	679	1478	582	5.71			
1.5				1776*	2625	1500	1164	1858*	993	836	1570*	716	668	1511	572	5.73			
1.0				1689*	3170	1423	1128	2073*	961	819	1663*	701	668	1549	572	5.69			
0.5				1626*	3560	1368	1096	2260*	933	803	1748*	687	677	1588	580	5.60			
0.0				1589*	3775	1336	1071	2399*	911	791	1811*	676	700	1631	599	5.45			
-0.5				1571*	3844	1321	1055	2479*	897	783	1840*	669	739	1678	632	5.23			
-1.0	3060	2753*	2494	1567*	3796	1317	1048	2489*	890	781	1813*	667	802	1730	685	4.93			
-1.5	3087	3795*	2516	1573*	3639	1323	1049	2419*	891				902	1775	770	4.54			
-2.0	3125	5114*	2549	1590*	3356	1337	1059	2235*	901				1080	1801	919	4.02			
-2.5	3180	5034*	2595	1619*	2892	1362	1087	1823*	925				1517	1835	1282	3.21			
-3.0				1670*	2075	1407							1483	1835	1261	3.21			



- Notes:**
1. Lifting capacities are based on ISO 10567, that is: 75% of minimum tipping load or 87% of hydraulic lift capacity, whichever is the less. Lifting capacities marked* are based on hydraulic capacity.
 2. Lift capacities assume that the machine is on firm level ground and equipped with an approved lifting point.
 3. A bucket must be fitted when lifting, the weight of this bucket must be deducted from the above lift capacities.
 4. Lift capacities may be limited by local regulations. Please refer to your dealer.
















LIFT CAPACITIES – 400MM RUBBER TRACK, 2900MM BOOM, 1650MM DIPPER, NO BUCKET

67C

Load Point	2.0m			3.0m			4.0m			5.0m			Capacity at maximum reach			
																Distance
Height	Dozer Up	Dozer Down	Over Side	Dozer Up	Dozer Down	Over Side	Dozer Up	Dozer Down	Over Side	Dozer Up	Dozer Down	Over Side	Dozer Up	Dozer Down	Over Side	Distance
m	kg	kg	kg	kg	kg	kg	kg	kg	kg	kg	kg	kg	kg	kg	kg	m
4.0							1462	1428*	1259				1271	1271	1096	4.33
3.5							1463	1394*	1260				1116	1227	964	4.69
3.0							1450	1448*	1249				1012	1153	875	4.97
2.5				2246	1756*	1915	1429	1562*	1230	1001	1483*	865	945	1121	817	5.17
2.0				2174	2183*	1852	1400	1719*	1205	993	1549*	858	902	1133	779	5.30
1.5				2096	2656*	1783	1369	1896*	1177	981	1610*	847	877	1166	758	5.37
1.0				2027	3075*	1723	1340	2069*	1151	968	1675*	836	865	1176	747	5.39
0.5				1979	3364*	1681	1314	2215*	1128	957	1729*	826	868	1229	750	5.35
0.0				1951	3511*	1657	1295	2315*	1112	949	1757*	818	886	1248	765	5.26
-0.5	2219*	1654*	2018*	1939	3536*	1646	1284	2357*	1102	946	1731*	816	923	1362	796	5.10
-1.0	3408*	2540*	3098*	1938	3455*	1645	1280	2328*	1098				985	1476	849	4.87
-1.5	3843	3607*	3164	1946	3265*	1652	1286	2201*	1103				1082	1484	932	4.57
-2.0	3881	4496*	3196	1966	2932*	1669	1306	1886*	1121				1248	1699	1073	4.15
-2.5	3939	3820*	3245	2001	2354*	1700							1555	1623	1332	3.59

LIFT CAPACITIES – 400MM RUBBER TRACK, 2900MM BOOM, 2000MM DIPPER, NO BUCKET

67C

Load Point	2.0m			3.0m			4.0m			5.0m			Capacity at maximum reach			
																Distance
Height	Dozer Up	Dozer Down	Over Side	Dozer Up	Dozer Down	Over Side	Dozer Up	Dozer Down	Over Side	Dozer Up	Dozer Down	Over Side	Dozer Up	Dozer Down	Over Side	Distance
m	kg	kg	kg	kg	kg	kg	kg	kg	kg	kg	kg	kg	kg	kg	kg	m
4.5							1498	1292*	1292				1348	1329	1163	4.25
4.0							1511	1198*	1303				1152	1241	996	4.69
3.5							1507	1199*	1299	1039	1239*	899	1027	1206	889	5.03
3.0							1492	1267*	1286	1040	1344*	900	946	1214	819	5.28
2.5							1468	1390*	1265	1033	1375*	893	888	1229	769	5.47
2.0				2242	1833*	1911	1437	1556*	1237	1020	1437*	882	852	1246	737	5.59
1.5				2156	2319*	1836	1402	1747*	1206	1004	1516*	868	828	1267	716	5.66
1.0				2073	2791*	1763	1367	1941*	1175	988	1600*	854	816	1291	706	5.68
0.5				2007	3165*	1706	1335	2115*	1147	973	1677*	840	818	1319	707	5.64
0.0				1964	3405*	1668	1310	2251*	1125	961	1736*	829	832	1349	719	5.55
-0.5				1940	3518*	1646	1292	2335*	1109	953	1762*	822	860	1424	743	5.40
-1.0	3295*	2456*	2996*	1930	3519*	1638	1283	2358*	1101	951	1733*	820	907	1567	783	5.19
-1.5	3780	3313*	3111	1932	3414*	1640	1282	2305*	1100				981	1655	846	4.91
-2.0	3815	4427*	3140	1945	3188*	1651	1292	2142*	1109				1098	1684	946	4.54
-2.5	3866	4693*	3183	1971	2795*	1674	1319	1753*	1133				1303	1706	1119	4.04
-3.0				2019	2088*	1716							1728	1668	1476	3.35



Lift capacity front and rear.



Lift capacity full circle.

Notes:

- Lifting capacities are based on ISO 10567, that is: 75% of minimum tipping load or 87% of hydraulic lift capacity, whichever is the less. Lifting capacities marked* are based on hydraulic capacity.
- Lift capacities assume that the machine is on firm level ground and equipped with an approved lifting point.
- A bucket must be fitted when lifting, the weight of this bucket must be deducted from the above lift capacities.
- Lift capacities may be limited by local regulations. Please refer to your dealer.



ONE COMPANY, OVER 300 MACHINES.

Your nearest JCB dealer

Midi Excavator 65R-1/67C-1

Operating weight: 6625/6760 kg Net engine power: 33.1/38.4 kW

JCB Sales Limited, Rocester, Staffordshire, United Kingdom ST14 5JP.

Tel: +44 (0)1889 590312 Email: salesinfo@jcb.com

Download the very latest information on this product range at: www.jcb.com

©2009 JCB Sales. All rights reserved. No part of this publication may be reproduced, stored in a retrieval system, or transmitted in any form or by any other means, electronic, mechanical, photocopying or otherwise, without prior permission from JCB Sales. All references in this publication to operating weights, sizes, capacities and other performance measurements are provided for guidance only and may vary dependant upon the exact specification of machine. They should not therefore be relied upon in relation to suitability for a particular application. Guidance and advice should always be sought from your JCB Dealer. JCB reserves the right to change specifications without notice. Illustrations and specifications shown may include optional equipment and accessories. All images are correct at time of print. The JCB logo is a registered trademark of J.C. Bamford Excavators Ltd.

